












Floor Squeegees

Item ID	Description	UOM
OCED96830-S	30" Heavy-Duty Moss Floor Squeegee – Metal Frame Equipped with built-in brace; provides support when removing large accumulations. Metal galvanized frame protects against corrosion. 3" twin moss rubber blades are held in place by a lath riveted inside	<input type="text"/>
OCED96820-S	18" Moss Floor Squeegee – Plastic Frame Plastic frames easily sanitize, will not rust, and are durable. Unique natural moss rubber leaves floor dry to the touch. Reinforced polypro frame with solid splash guards is both strong and flexible. 4" twin moss rubber blades.	<input type="text"/>
IMP223-36	 Impact® Curved Rubber Blade Squeegee Constructed with a high-grade rubber blade and rugged electroplated steel support frame. Curved to gather water around drain openings & pick-up vessels. 2 per case.	<input type="text"/>
IMP223-30	30 Curved Rubber Blade Squeegee **Constructed with a high-grade rubber blade and rugged electroplated steel support frame. Curved to gather water around drain openings & pick-up vessels. 2 per case.	<input type="text"/>
IMP223-24	24 Curved Rubber Blade Squeegee **Constructed with a high-grade rubber blade and rugged electroplated steel support frame. Curved to gather water around drain openings & pick-up vessels. 2 per case.	<input type="text"/>
IMP222-36	 Impact® Straight Rubber Blade Squeegee Constructed with a high-grade rubber blade and rugged electroplated steel support frame. 2 per case.	<input type="text"/>
IMP222-30	30 Straight Rubber Blade Squeegee **Constructed with a high-grade rubber blade and rugged electroplated steel support frame. 2 per case.	<input type="text"/>
IMP222-24	24 Straight Rubber Blade Squeegee Constructed with a high-grade rubber blade and rugged electroplated steel support frame. 2 per case.	<input type="text"/>
IMP222-18	18 Straight Rubber Blade Squeegee **Constructed with a high-grade rubber blade and rugged electroplated steel support frame. 2 per case.	<input type="text"/>
ETT59010	 Ettore® Auto Squeegee Scrubber Wood Handle Replacement head for the original automotive squeegee with bright red handle. Metal head.	<input type="text"/>

Item ID	Description	UOM
ETT56018	Ettore® Floor Squeegees Black replacement rubber for straight and curved end aluminum floor squeegees. Long lasting Rubber Refill.	<input type="text"/>
ETT55039	 Ettore 24" Aluminum Curved Heavy Duty Floor Squeegees Aluminum Heavy Duty floor squeegee makes quick work of any surface from cement to linoleum. Replaceable rubber blade. Use with handle #1628	<input type="text"/>
ETT55030	 Ettore® 30" Floor Squeegees Aluminum floor squeegees make quick work of any surface from cement to linoleum. Replaceable rubber blade. Use with handle #1628.	<input type="text"/>
ETT55024	 Ettore® 24" Aluminum Straight Floor Squeegees The straight, high-strength, rust resistance aluminum frame floor squeegee makes quick work of any surface from cement to linoleum.	<input type="text"/>
ETT55018	 Ettore® 18" Floor Squeegees Aluminum floor squeegees make quick work of any surface from cement to linoleum. Replaceable rubber blade. Use with handle #1628.	<input type="text"/>
ETT54536	 Ettore® 36" Industrial Steel Floor Squeegees SAME AS UNGFP60C. Industrial grade floor squeegee with a rugged steel scraping edge and replaceable neoprene rubber blade. Use with handle #1629.	<input type="text"/>
ETT54524	 24" Curved Indus Floor Squeegee Industrial grade floor squeegee with a rugged steel scraping edge and replaceable neoprene rubber blade. Use with handle #1629.	<input type="text"/>
ETT54036	 Ettore® 36" Industrial Steel Floor Squeegees Handle not included. Industrial grade floor squeegee with a rugged galvanized steel scraping edge and replaceable neoprene rubber blade.	<input type="text"/>
	 Ettore® 24" Industrial Steel Floor Squeegees Industrial grade floor squeegee with a rugged galvanized steel scraper edge and replaceable neoprene rubber blade. 6/cs	<input type="text"/>

Item ID	Description	UOM
---------	-------------	-----



Ettore® 18" Wipe-N Dry Black Moss Rubber Floor Squeegees
Foam rubber blade works great on uneven surfaces. Nothing stops this floor squeegee, not even brick or quarry tile. The 98% closed-cell moss rubber digs deep into grouting and irregular surfaces.

ETT54024



Ettore® 30" Wipe-N Dry Black Moss Rubber Floor Squeegees
Nothing stops this heavy framed floor squeegee with splash guard, not even brick or quarry tile. The 98% closed cell dual rubber digs deep into grout and irregular surfaces. Use with handle # 1628. 10/cs

ETT48240



Ettore® 22" Wipe-N Dry Black Moss Rubber Floor Squeegees
Nothing stops this floor squeegee, not even brick or quarry tile. The 98% closed cell dual rubber digs deep into grout and irregular surfaces. Can be used with wooden tapered handle.

ETT1639



Ettore® 18" Wipe-N Dry Black Moss Rubber Floor Squeegees
Nothing stops this floor squeegee, not even brick or quarry tile. The 98% closed cell dual rubber digs deep into grout and irregular surfaces. Use with handle # 1628.

ETT1636



20 Solid 1 Piece Squeegee Red
Excellent for use on smooth surfaces. All plastic construction will not rust or bend and is extremely durable. Single blade eliminates places for bacteria to grow and are easy to sanitize.

CAR3656705